








# Training for employment 2023 National total



## ANNUAL VARIATION

-  5.1% participants
-  1.5% training hours
-  240 companies training their employees



-  5 935 750 course participants
-  96 031 455 training hours
-  60.6% of hours in e-learning
-  343 917 companies training their employees

## Company training

5 629 518 course participants

5 480 Individual Training Leaves

3 260 882 trained workers

Men  53.5%  
Women  46.5%



73 374 354 training hours

51% e-learning

## Subsidised training

306.232 course participants



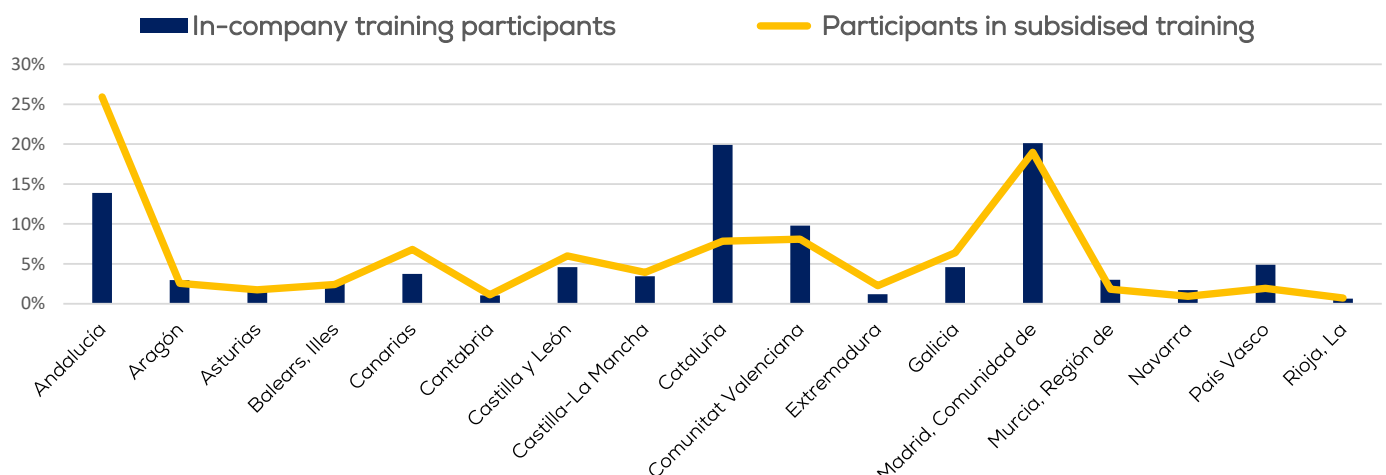
Men  38.9%  
Women  61.1%

196 461 trained workers

22 657 101 training hours

91% e-learning

## Participants by autonomous community\*



\* Participants are statistically assigned to the autonomous community where their workplace is located or their residence in the case of unemployed people.

## Training Indicators in SMEs

338 897 companies training their employees

2 283 565 course participants

1 638 815 trained workers

## Training SMEs

